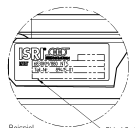
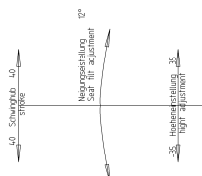
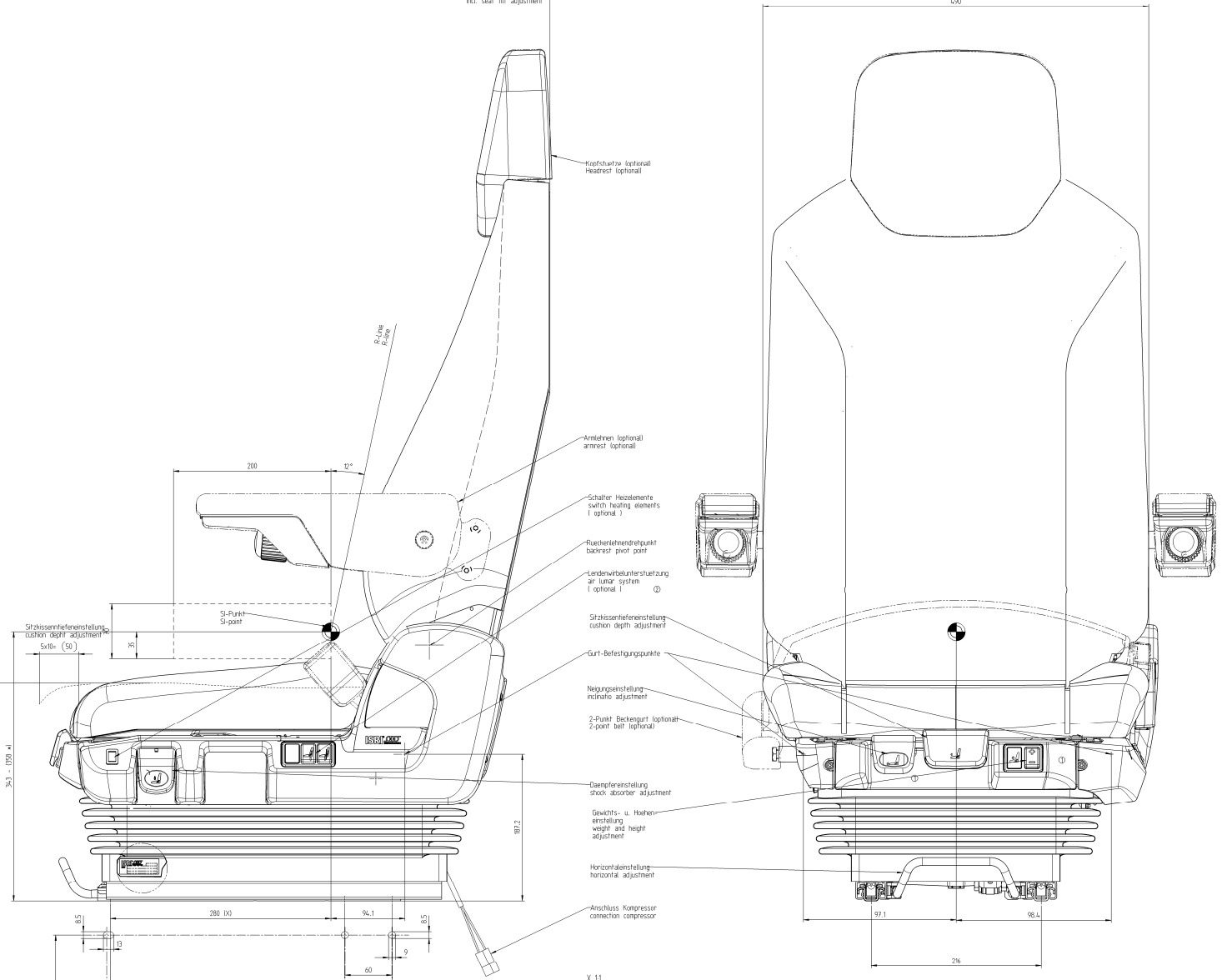


12° Lehnenstellung 40°
backrest adjustment

aufklappbar bis aufm. Einrastung
abklappbar 60°
folding to automatic engage
foldable 60°

max. 52° Hkt. Neigung
incl. seat tilt adjustment



-----	24V	X	70 mm	X	LH	941922	TM02-2238 / TU02-2239	TU02-2239	894-5-31	00	---	2008-01-08	beckhoff	Ln
-----	-----	X	70 mm	--	--	--	TM02-2238 / TU02-2239	TU02-2239	894-5-05	00	894-16-05	2008-01-30	Schling	Ln
-----	-----	X	70 mm	--	--	--	KG01-2762	KG01-2762	894-5-04	00	894-16-04	2008-01-30	Schling	Ln
X	24V	X	70 mm	--	--	--	TM02-2238 / TU02-2239	TU02-2239	894-5-03	00	894-16-03	2007-07-02	Schling	Ln
-----	-----	-----	100 mm	--	--	--	TM02-2238 / TU02-2239	TU02-2239	894-5-02	00	894-16-02	2007-07-02	Schling	Ln
-----	-----	-----	70 mm	--	--	--	TM02-2238 / TU02-2239	TU02-2239	894-5-01	00	894-16-01	2007-07-02	Schling	Ln
-----	Heizelemente heating elements	X	100 mm	--	--	ohne	ohne	ohne	894-5-00	00	894-16-00	2007-11-08	Schling	Ln
-----	LWS	X	100 mm	--	--	-----	-----	-----	-----	00	-----	-----	-----	Ln

Legend for table:
 ----- Headrest
 ----- Armrest
 ----- 2-point belt
 ----- middle plate
 ----- side border
 ----- part-no.
 ----- mirror
 ----- date
 ----- name
 ----- check